

TRANSFORMER COMPATIBILITY PARATHOM PIN 12V G4 + GY6.35

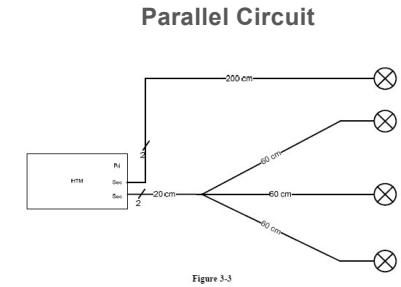
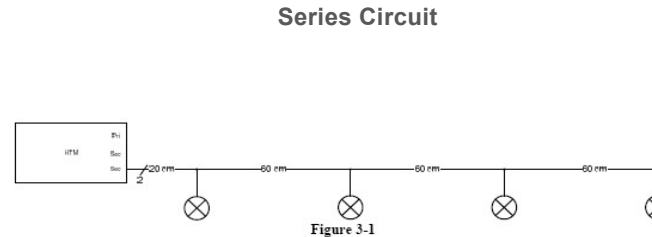
BASIC INFORMATION:

1. WHAT IS THE PRODUCT CODE AND WHERE DO I FIND IT?

The product code describes the lamp type. It contains 7 letters and digits and is starting with "A". Below an example for the product code of the stamp of the lamp:



220-240V **AC01770** 2700K
13 W 50/60 Hz 27 mA
Made in Germany XXX-XXXX



2. HOW MANY LAMPS CAN I INSTALL ON ONE TRANSFORMER?

For max. number of lamps on a transformer, please use the following rule of thumb:
(Please note: Actual number may vary from calculated result)

$$\text{Max. number of lamps} = \frac{\text{Max. load of Transformer}}{\text{Equivalent Wattage (HAL/GLS)}}$$

3. HOW CAN I READ THE FOLLOWING CHARTS?

Legend:
Information about the compatibility of the lamps. Green means good compatibility, yellow means limited compatibility and red means undesired compatibility.

List of transformers tested in laboratory conditions.

Legend		PARATHOM PRO AR11 50*	PARATHOM PRO AR11 75*	PARATHOM PRO AR11 100*	PARATHOM PRO AR11 GLOWdim	PARATHOM DIM MRL1 20	PARATHOM MRL1 20 non-dim		
Good compatibility with indicated number of lamps									
Limited compatibility with indicated number of lamps									
Undesired compatibility									
Not tested									
Transformers		405807544889 / AC24548 405807544888 / AC24549 405807544886 / AC24550 405807544887 / AC24551	405807544889 / AC24553 405807544892 / AC24554 405807544890 / AC24555 405807544881 / AC24556 405807544885 / AC24557	405807544872 / AC24558	405807544896 / AC24547 405807544890 / AC24550	405807526325 / AC27369	405807535957 / AC28768 405807535956 / AC28769		
Brand	Model	Type	Voltage	Wattage	Number of Lamps on ET	Number of Lamps on ET	Number of Lamps on ET	Number of Lamps on ET	Number of Lamps on ET
OSRAM	HTM 70/230-240	HT	230-240, 50-60Hz	20-70W	1-4	1-2	1-2	1-4	1-4
OSRAM	HTM 105/230-240	HT	230-240, 50-60Hz	35-105W	1-4	1-3	1-2	1-4	1-4
OSRAM	ET-Parrot 70/220-240 I	ET	220-240, 50-60Hz	20-70W	1-4	1-3	1-2	1-4	1-4
OSRAM	ET-Parrot 105/220-240 I	ET	220-240, 50-60Hz	35-105W	1-4	1-3	1-2	1-4	1-4
OSRAM	ET 4.60/230-240	ET	230-240, 50-60Hz	20-60W	1-4	1-3	1-2	1-4	1-4
OSRAM	ET 4.30/220-240	ET	220-240, 50-60Hz	2-30W	1-4	1-3	1-2	1-4	1-3
OSRAM	HTB 70/230-240	HT	230-240, 50-60Hz	20-70W	1-4	1-3	1-2	1-4	1-4
OSRAM	HTM 75/230-240 I	HT	230-240, 50-60Hz	20-75W	1-4	1-3	1-2	1-4	1-4
OSRAM	HTM 150/230-240	HT	230-240, 50-60Hz	50-150W	2-4	1-2	1-2	2-4	2-4
OSRAM	HTM 105/230-240	HT	230-240, 50-60Hz	35-105W	3-4	1-2	1-2	3-4	3-4
OSRAM	ET 4.60/230-240	ET	230-240, 50-60Hz	20-60W	1-4	1	1-2	1-4	1-4
OSRAM	ET 4.30/220-240	ET	220-240, 50-60Hz	20-30W	1-4	1-3	1-2	1-4	1-4
OSRAM	HTB 105/220-240	HT	220-240, 50-60Hz	35-105W	1-4	1-3	1-2	1-4	1-4
OSRAM	ET-Parrot 150/220-240 I	ET	220-240, 50-60Hz	50-150W	1-4	1-3	1-2	1-4	1-4
OSRAM	ET 4.60/220-240	ET	220-240, 50-60Hz	20-60W	3-4	1-3	1-2	1-4	1-4
OSRAM	HTL 225/230-240	HT	220-240, 50-60Hz	50-225W	3-4	1-2	1-2	3-4	1-4
OSRAM	OT 15/220-240/12 P	OT	220-240, 50-60Hz	15W	1-4	3	1-2	1-4	1-3
OSRAM	OT 30/220-240/12 P	OT	220-240, 50-60Hz	30W	1-2	1-2	1-2	1-4	1-4
OSRAM	OT 30/220-240/24 P	OT	220-240, 50-60Hz	30W	1-2	1	1-2	1-4	1-4

Information about the lamp type.

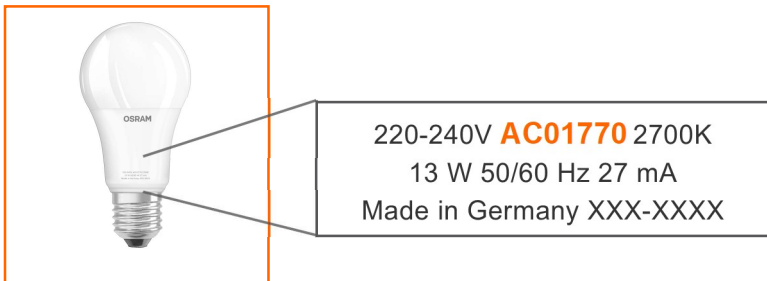
Assessment of the results into categories. Includes the number of lamps.

TRANSFORMATOR KOMPATIBILITÄT PARATHOM PIN 12V G4 + GY6.35

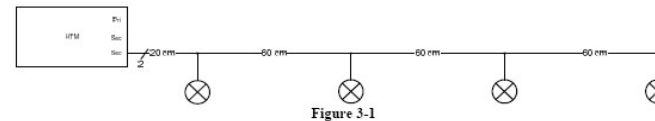
BASISINFORMATIONEN:

1. WAS IST DER PRODUKTCODE UND WO FINDE ICH IHN?

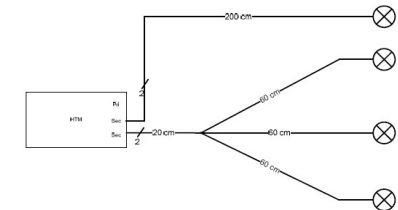
Der Produktcode beschreibt den Lampentyp. Er besteht aus sieben Buchstaben und Ziffern und beginnt mit einem "A". Nachfolgend ein Beispiel eines Produktcodes auf dem Aufdruck der Lampe.



Reihenschaltung



Parallelschaltung



2. WIE VIELE LAMPEN KANN ICH AN EINEN TRANSFORMATOR ANSCHLIEßEN?

Die max. Anzahl an Lampen, die Sie an einen Transformator anschließen können, ergibt sich aus der folgenden Faustregel:
(Bitte beachten Sie: die tatsächliche Anzahl kann vom berechneten Ergebnis abweichen)

$$\text{Max. Anzahl von Lampen} = \frac{\text{Max. Last des Transformators}}{\text{Äquivalente Wattage (HAL/GLS)}}$$

3. WIE LESE ICH DIE FOLGENDEN TABELLEN?

Legende: Angaben zur Kompatibilität der Lampen. Grün bedeutet eine gute Eigenschaft mit der angegebenen Lampenanzahl, gelb eingeschränkte Eigenschaften und rot bedeutet eine teilweise kritische Kompatibilität.









Liste der getesteten Transformatoren

Legend						PARATHOM PRO AR111 50°	PARATHOM PRO AR111 75°	PARATHOM PRO AR111 100°	PARATHOM PRO AR111 GLOWdim	PARATHOM DIM MR11 20	PARATHOM MR11 20 non-dim
Good compatibility with indicated number of lamps											
Limited compatibility with indicated number of lamps											
Undesired compatibility											
Not tested											
EAN/Basic Code						408075448889 / AC24653	408075448892 / AC24654	408075448895 / AC24655	408075448898 / AC24656	408075448901 / AC24657	408075448904 / AC24658
Transformators											
Brand	Model	Type	Voltage	Wattage	Number of Lamps on ET	Number of Lamps on ET	Number of Lamps on ET	Number of Lamps on ET	Number of Lamps on ET	Number of Lamps on ET	
OSRAM	HTM 70/230-240	HT	230-240, 50-60Hz	20-70W	1-4	1-2	1-2	1-4	1-4	1-4	
OSRAM	HTM 105/230-240	HT	230-240, 50-60Hz	35-105W	1-4	1-3	1-2	1-4	1-4	1-4	
OSRAM	ET-Parrot 70/220-240 I	ET	220-240, 50-60Hz	20-70W	1-4	1-3	1-2	1-4	1-4	1-4	
OSRAM	ET-Parrot 105/220-240 I	ET	220-240, 50-60Hz	35-105W	1-4	1-3	1-2	1-4	1-4	1-4	
OSRAM	ETA 60/220-240	ET	220-240, 50-60Hz	20-60W	1-4	1-3	1-2	1-4	1-4	1-4	
OSRAM	ET-L 30/220-240	ET	220-240, 50-60Hz	2-30W	1-4	1-3	1-2	1-4	1-4	1-4	
OSRAM	HTB 70/220-240	HT	220-240, 50-60Hz	20-70W	1-4	1-3	1-2	1-4	1-4	1-4	
OSRAM	HTN75/230-240 I	ET	230-240, 50-60Hz	20-75W	1-4	1-3	1-2	1-4	1-4	1-4	
OSRAM	HTM 150/230-240	HT	230-240, 50-60Hz	50-150W	2-4	1-3	1-2	2-4	2-4	2-4	
OSRAM	HTL105/230-240	HT	230-240, 50-60Hz	35-105W	3-4	1-3	1-2	3-4	3-4	3-4	
OSRAM	IP-AS/240	ET	240, 50-60Hz	50W	1-4	1	1-2	1-4	1-4	1-4	
OSRAM	IP-HAL/50/220-240	ET	220-240, 50-60Hz	20-50W	1-4	1-3	1-2	1-4	1-4	1-4	
OSRAM	HTB 105/220-240	HT	220-240, 50-60Hz	35-105W	1-4	1-3	1-2	1-4	1-4	1-4	
OSRAM	ET-Parrot 150/220-240 I	ET	220-240, 50-60Hz	50-150W	1-4	1-3	1-2	1-4	1-4	1-4	
OSRAM	ET-L 60/220-240	ET	220-240, 50-60Hz	20-60W	1-4	1-3	1-2	1-4	1-4	1-4	
OSRAM	HTL 225/230-240	HT	230-240, 50-60Hz	50-225W	3-4	1-2	1-2	3-4	3-4	3-4	
OSRAM	OT 15/220-240/12 P	OT	220-240, 50-60Hz	15W	1-2	1	1-2	1-4	1-4	1-4	
OSRAM	OT 30/220-240/12 P	OT	220-240, 50-60Hz	30W	1-2	1	1-2	1-4	1-4	1-4	
OSRAM	OT 35/220-240/24 P	OT	220-240, 50-60Hz	30W	1-2	1	1-2	1-4	1-4	1-4	

Angaben zum Lampentyp

Bewertung der Testergebnisse im Ampelsystem. Beinhaltet die Lampenanzahl für die angegebene Ampel-Kategorie.

TRANSFORMER COMPATIBILITY PARATHOM PIN 12V G4 + GY6.35

Legend					PARATHOM® LED PIN 20 DIM G4	LED PIN 40 DIM GY6.35	LED PIN MICRO 10 G4	PARATHOM® LED PIN 10 G4	PARATHOM® LED PIN 20 G4	PARATHOM® LED PIN 30 G4	PARATHOM® LED PIN 30 GY6.35	PARATHOM® LED PIN 40 GY6.35
Good compatibility with indicated number of lamps												
Limited compatibility with indicated number of lamps												
Undesired compatibility												
Not tested												
Not tested					4058075622388 / AC32099	4058075607255 / AC32115	4058075523098 / AC32112	4058075622722 / AC32120	4058075622692 / AC32123	4058075622449 / AC32137	4058075622418 / AC32108	4058075622357 / AC32111
Electric Transformers					Number of Lamps on ET	Number of Lamps on ET	Number of Lamps on ET	Number of Lamps on ET	Number of Lamps on ET	Number of Lamps on ET	Number of Lamps on ET	Number of Lamps on ET
Brand	Model	Type	Voltage	Wattage								
OSRAM	HTM 70/230-240	HT	230-240, 50-60Hz	20-70W	1-4	1-4	1-4	1-4	1-4	1-4	1-4	1-2 & 4
OSRAM	HTM 105/230-240	HT	230-240, 50-60Hz	35-105W	1-4	1-4	1-4	1-4	1-4	1-4	1-4	1-4
OSRAM	ET-Parrot 70/220-240 I	ET	220-240, 50-60Hz	20-70W	1-4	1-4	1-4	1-4	1-4	1-4	1-4	1-4
OSRAM	ET-Parrot 105/220-240 I	ET	220-240, 50-60Hz	35-105W	2-4	1-4	1-4	1-4	1-4	1-4	1-4	1-4
OSRAM	ET-A 60/220-240	ET	220-240, 50-60Hz	20-60W	2-4	1-4	1-4	1-4	1-4	1-4	1-4	2 & 4
OSRAM	ET-LED 30/220-240 (ET-L 30)	ET	220-240, 50-60Hz	2-30W	1-4	1-4	1-4	1-4	1-4	1-4	1-4	1-4
OSRAM	HTB 70/220-240	HT	220-240, 50-60Hz	20-70W	1-4	1-4	1-4	1-4	1-4	1-4	1-4	1-4
OSRAM	HTN75/230-240 I	ET	230-240, 50-60Hz	20-75W	1-4	1-4	1-4	1-4	1-4	1-4	1-4	1-2
OSRAM	HTM 150/230-240	HT	230-240, 50-60Hz	50-150W	2-4	2-4	1-4	1-4	1-4	1-4	1-4	1-4
OSRAM	HTL105/230-240	HT	230-240, 50-60Hz	35-105W	2-4	2-4	1-4	1-4	1-4	1-4	1-4	1-4
OSRAM	IZ-A50/240	ET	240,50-60Hz	50W	2-3	1-4	1-2	1-2	no	1	1	1-4
OSRAM	IZ-HALD50/220-240	ET	220-240, 50-60Hz	20-50W	1-4	1-4	1-4	1-2	1-4	1-4	1-4	1-4
OSRAM	HTB 105/220-240	HT	220-240, 50-60Hz	35-105W	1-4	1-4	1-4	1-2	1-4	1-4	1-4	1-4
OSRAM	ET-Parrot 150/220-240 I	ET	220-240, 50-60Hz	50-150W	2-4	2-4	1-4	1-2	1-4	1-4	1-4	1-4
OSRAM	ET-ZE 60/220-240	ET	220-240, 50-60Hz	20-60W	1-4	1-4	2-4	2-4	1-4	1-4	1-4	1-4
OSRAM	HTL225/230-240	HT	220-240, 50-60Hz	50-225W	3-4	3	1-4	1-4	1-4	1-4	1-4	1-4
OSRAM	OT 15/220-240/12 P	OT	220-240, 50-60Hz	15W	1-4	1-4	1-4	1-4	1-4	1-4	1-4	1-4
OSRAM	OT 30/220-240/12 P	OT	220-240, 50-60Hz	30W	1-4	1-4	1-4	1-4	1-4	1-4	1-4	1-4
OSRAM	OT 60/220-240/12 P	OT	220-240, 50-60Hz	60W	1-4	2-4	1-4	1-4	1-4	1-4	1-4	1-4
SIV	461060	ET	230,50-60Hz	10-60W	1-4	1-4	1-4	1-4	1-4	1-4	1-4	1-4
BLOCK	HES 70K	ET	230-240,50-60Hz	20-70W	3-4	no	no	1-4	1-4	1-4	1-4	no
BLOCK	HES 105K	ET	230-240,50-60Hz	35-105W	1-4	1-4	1-4	1-4	1-4	1-4	1-4	1-4
EVN	TAB 70 (3310)	ET	230,50-60Hz	20-70W	1-4	1-4	1-4	1-4	1-4	1-4	1-4	1-4
EVN	CLOU 60(T41/09)	ET	230-240,50-60Hz	10-60W	1-4	no	no	no	no	no	no	1-4
EVN	MINIJOEK 70(T27/10)	ET	230-240,50-60Hz	10-70W	2-4	no	no	no	no	no	no	1-4
Berker	Igel 20-105w 2921	ET	230-240,50-60Hz	20-105W	2-4	2-4	no	no	no	no	no	1-4
Berker	SNT 70/QU 2918	ET	230,50-60Hz	20-70W	2-4	1-4	1-4	1-4	1-4	1-4	1-4	1-4
Berker	SNTF II 35-105W 2927	ET	230,50-60Hz	35-105W	3-4	4	1-4	1-4	1-4	1-4	1-4	1-4
TCI	SHARK60	EU	220-240,50-60Hz	10-60W	1-4	1-4	1-4	1-4	1-4	1-4	1-4	1-4
Paulmann	Profi 80	ET	220-240,50Hz	20-80W	1-4	1-4	4	1-4	3-4	1-4	1-4	2-4
Paulmann	Mipro 70	ET	230,50-60Hz	20-70W	no	1	1	1	1	1-4	1-4	1-3
JUNG	SNT 70 F	ET	230,50-60Hz	20-70W	2-4	2-4	2-4	1-4	1-4	1-4	1-4	1-4
JUNG	SNT 105 F	ET	230,50-60Hz	20-105W	1-4	2-4	2-4	1-4	1-4	1-4	1-4	1-4
nobile	EN-80F	ET	230,50-60Hz	20-80W	2-4	2-4	2-4	1	1-4	1-4	1-4	1-4
nobile	EN-60D2	ET	230,50-60Hz	20-60W	1-4	2-4	2-4	no	1-4	1-4	1-4	1-2
FN LIGHT	TL105S 20-105W 461107	ET	230-240,50-60Hz	20-105W	1-4	1-4	1-4	1-4	1-4	1-4	1-4	1-4
goodbay	SET110LV(35-110W)	ET	220-240,50Hz	35-110W	2-4	4	4	1-2	1-4	1-4	1-4	1-4
PHILIPS	Primaline 70 230-240	ET	230-240,50-60Hz	20-70W	3-4	1-4	1-4	1-4	1-4	1-4	1-4	1-4
abi	SET210(50-210VA) ALS0476	ET	220-240V, 50Hz	50-210VA	1 & 3-4	2-4	2-4	1-4	1-4	1-4	1-4	1-4

Please Note:

- The compatibility list is based upon testing conducted by the manufacturer in a lab simulated environment, and the results can vary in certain field applications due to a number of factors. LEDVANCE does not take over any responsibility, warranty or liability that this results can also achieved by using the devices under other conditions, or when using successor models of the tested devices, or different models of the same manufacturer, or when using other LED lamp types.
- The absence of a dimmer from this chart does not necessarily imply incompatibility.
- Please reference the dimmer manufacturer's instructions for installation.
- The operation of non-dimmable LED lamps on dimming devices is not permitted.
- LED lamps contain several electronic components. Under unfavourable conditions these can lead to acoustic noise. In case of resonance even low noise can cause audible effect. Possible factors influencing this are the installation, the design of the lamp holder and the luminaire (acoustic resonance effect) as well as the dimmer or the transformer (harmonic or electronic resonance).
- Subject to change without notice.
- Errors and omission excepted.
- Always make sure to use the most recent release.

Bitte beachten:

- Die Kompatibilitätsliste basiert auf Tests, die der Hersteller in einer im Labor simulierten Umgebung durchgeführt hat. Die Ergebnisse können aufgrund verschiedener Faktoren in manchen Praxisanwendungen abweichen. LEDVANCE übernimmt keinerlei Verantwortung, Garantie oder Haftung dafür, dass diese Ergebnisse tatsächlich mit den Geräten unter anderen Bedingungen, mit Nachfolgemodellen der getesteten Geräte, mit anderen Modellen desselben Herstellers oder bei Verwendung anderer LED-Lampentypen erreicht werden.
- Das Fehlen eines Dimmers in der Abbildung bedeutet nicht, dass ein Dimmer nicht kompatibel ist.
- Lesen Sie stets die Installationsanweisungen des Dimmerherstellers.
- Der Betrieb von nicht dimmbaren LED-Lampen an Dimmgeräten ist nicht zulässig.
- LED-Lampen bestehen aus mehreren elektronischen Komponenten. Unter ungünstigen Bedingungen können diese Störgeräusche erzeugen. Im Resonanzfall können selbst geringe Geräusche einen hörbaren Effekt hervorrufen. Einflussfaktoren können die Installation, die Gestaltung des Lampenträgers, die Leuchte (akustischer Resonanzeffekt), der Dimmer oder der Trafo (Oberschwingungen oder elektronische Resonanz) sein.
- Änderungen vorbehalten.
- Irrtümer und Auslassungen vorbehalten.

LEDVANCE GmbH

Head Office:

Parkring 29-33
85748 Garching, Germany
Phone +49 89 780673-100
Fax +49 89 780673-XXX
www.ledvance.com